



Carney-Nadeau Public School

151 N. Hwy 41
P.O. Box 68
Carney, MI 49812
PH 906-398-3052
Fax 906-639-2176 www.cnps.us

Board of Education



Gerald Hoduski, President
Linda Corrigan, Vice President
Jason DuPont, Treasurer
Michael Corrigan, Secretary

Forest Tickler, Trustee
Coria DeGrave, Trustee
Michelle Johnson, Trustee

Superintendent/Principal
Adam Cocco

January 7, 2025

Dear Parents and Community Members:

We are pleased to present you with the Annual Education Report (AER), which provides key information on the 2023-24 educational progress for Carney-Nadeau Public School. The AER addresses the complex reporting information required by federal and state laws. The school's report contains information about student assessment, accountability, and teacher quality. If you have any questions about the AER, please contact Superintendent Adam Cocco at the number above for assistance.

The AER is available for you to review electronically by visiting the following website: [file:///C:/Users/master/Downloads/AnnualEducationReport%20\(2\).pdf](file:///C:/Users/master/Downloads/AnnualEducationReport%20(2).pdf) or you may review a copy in our school's main office as found at the address in the letterhead above.

For the 2024-25 school year, schools were identified based on previous years' performance using definitions and labels as required in the Every Student Succeeds Act (ESSA). A Targeted Support and Improvement (TSI) school is one that had at least one underperforming student subgroup in 2023-24. An Additional Targeted Support (ATS) school is one that had a student subgroup performing at the same level as the lowest 5% of all schools in the state in 2021-22. A Comprehensive Support and Improvement (CSI) school is one whose performance was in the lowest 5% of all schools in the state, had a graduation rate at or below 67%, or failed to exit ATS status in 2021-22. Some schools are not identified with any of these labels. In these cases, no label is given.

Carney-Nadeau Public School has not been identified as a Targeted Support and Improvement, Additional Targeted Support, or Comprehensive Support and Improvement School.

CNPS continues to strive toward ensuring the academic success and sound mental and physical health of each and every student. As is true of most public schools across the state—if not the nation—we endured a decline in student performance and attendance in the months that followed students return to school from the statewide pandemic shutdown. Since then, though, we have taken numerous steps to support our students' progress and better serve their needs, including but not limited to: implementing a new reading curriculum ("Bookworms") in grades K-8, implementing a new math curriculum ("Open Up Math") in grades K-11, hiring an Assistant Superintendent, integrating social emotional learning into our daily health curriculums for all students, utilizing Youth Empowering Services for supplemental SEL instruction, training our elementary staff on both Orton Gillingham and LTRS systems of literacy instruction, banning the use of cell phones during the school day, and administering a multitude of annual assessments



(NWEA three times per year, Accadience twice per year, practice PSAT/SAT twice per year) to monitor student progress. While there remains much work yet to be done, our most recent assessment and state index scores respectively attest to our school's progress.

State law requires that we also report additional information:

1. **PROCESS FOR ASSIGNING PUPILS TO THE SCHOOL**--The CNPS school district consists of two separate schools: Carney-Nadeau Public School and Phoenix Alternative High School. Students in grades K-8 enrolled in our district are placed into the former school. Students in grades 9-12 (or, more accurately, the parents and guardians thereof) have the option to attend either of our schools. Those students in need of make-up core curriculum credits are inclined to choose Phoenix.
2. **THE STATUS OF THE 3-5 YEAR SCHOOL IMPROVEMENT PLAN**—Since 2022, CNPS has adhered to the MICIP model for school improvement. We have formulated a MICIP team consisting of administrators and teachers from the high school, junior high, elementary, and special education levels that in addition to quarterly meetings with our MICIP Coordinator, meets on a monthly basis to discuss the plan's progress and any need for adjustments. We are in year 3 of our five-year plan, and thus far, CNPS has completed all necessary components of this MICIP report.
3. **A BRIEF DESCRIPTION OF EACH SPECIALIZED SCHOOL**—NA
4. **IDENTIFY HOW TO ACCESS A COPY OF THE CORE CURRICULUM, A DESCRIPTION OF ITS IMPLEMENTATION, AND AN EXPLANATION OF THE VARIANCES FROM THE STATE'S MODEL**—Copies of our core curriculums, of which we use "Bookworms" for literacy and "Open-Up" for math, are available in our main office at the address listed in the letterhead above. Our curriculums are aligned to all state content standards.
5. **THE AGGREGATE STUDENT ACHIEVEMENT RESULTS FOR ANY LOCAL COMPETENCY TESTS OR NATIONALLY NORMED ACHIEVEMENT TESTS**—Aggregate data from last year's NWEA testing in the subjects of reading and math can be found on the pages immediately following this cover letter. Hard copies of these documents are available in our main office upon request.
6. **IDENTIFY THE NUMBER AND PERCENT OF STUDENTS REPRESENTED BY PARENTS AT PARENT-TEACHER CONFERENCES**—In November of 2023, we had a total of 63 parents attend which represents approximately 25% of our total student populace.
7. **FOR HIGH SCHOOLS, ONLY ALSO REPORT ON THE FOLLOWING:**
 - a. **THE NUMBER AND PERCENT OF POSTSECONDARY ENROLLMENTS**—In 2023-24, we had a total of 17 students enroll in postsecondary classes through



Bay De Noc Community College. This constitutes some 21% of our total high school enrollment.

- b. THE NUMBER OF COLLEGE EQUIVALENT COURSES OFFERED (AP/IB)--NA
- c. THE NUMBER AND PERCENTAGE OF STUDENTS ENROLLED IN COLLEGE EQUIVALENT COURSES (AP/IB)--NA
- d. THE NUMBER AND PERCENTAGE OF STUDENTS RECEIVING A SCORE LEADING TO COLLEGE CREDIT--NA

Carney-Nadeau Public School is firmly committed to the success of our students and the overall health of our surrounding community. As a small, rural school we face no shortage of challenges, but we are unwavering in our efforts to ensure that our students will graduate with all the skills, mindsets, and habits necessary to secure a bright future within the wider world.

Sincerely,

A handwritten signature in black ink, appearing to read "Adam Cocco", written in a cursive style.

Adam Cocco

[MAP Growth Reports](#) > Carney-Nadeau Public Schools

Single-Term Achievement

Growth And Achievement

Term Rostered

Winter 2024-2025

Term Tested

Spring 2023-2024

Course

Math K-12

Update

Filters (0)

Apply Filters







Carney-Nadeau Public Schools

District Profile

Achievement Overview

Carney-Nadeau Public Schools | Math K-12

Grade Achievement Fall 2024-2025 Median and Distribution

Grade	Achievement	Number of Students
All Grades	<div style="display: flex; justify-content: space-between;"> <div style="text-align: center;"> <p>40th</p>  </div> <div style="text-align: center;"> <p>22%</p>  </div> <div style="text-align: center;"> <p>28%</p>  </div> <div style="text-align: center;"> <p>18%</p>  </div> <div style="text-align: center;"> <p>22%</p>  </div> <div style="text-align: center;"> <p>10%</p>  </div> </div>	212

Percentiles Key ● 1st - 20th ● 21st - 40th ● 41st - 60th ● 61st - 80th ● >80th








Rostered Winter 2024-2025
Tested Fall 2024-2025

[More information about this chart.](#) ▾

District Profile

Achievement by Grade

Carney-Nadeau Public Schools | Math K-12

Grade ↑	Achievement Fall 2024-2025 Median and Distribution	Sort by	Average RIT	Number of Students
K	<p>48th</p>  <p>18% 29% 23% 18% 12%</p>	-- select an option --	137	17
Grade 1	<p>53rd</p>  <p>16% 23% 23% 15% 23%</p>		160	13
Grade 2	<p>35th</p>  <p>47% 12% 23% 6% 12%</p>		164	17
Grade 3	<p>34th</p>  <p>31% 31% 15% 23%</p>		182	13
Grade 4	<p>37th</p>  <p>25% 30% 25% 20%</p>		194	20
Grade 5	<p>44th</p>  <p>17% 33% 8% 25% 17%</p>		206	12
Grade 6	<p>32nd</p>  <p>38% 27% 23% 12%</p>		202	26

Grade ↑	Achievement Fall 2024- 2025 Median and Distribution	Sort by -- select an option --	Average RIT	Number of Students
Grade 7			211	16
Grade 8			223	18
Grade 9			232	16
Grade 10			232	18
Grade 11			227	16
Grade 12			241	10

Percentiles Key

- 1st - 20th
- 21st - 40th
- 41st - 60th
- 61st - 80th
- >80th

Rostered Winter 2024-2025
Tested Fall 2024-2025

[More information about this chart](#)

Lexile® and Quantile® are trademarks of MetaMetrics, Inc., and are registered in the United States and abroad. The trademarks and names of other companies and products mentioned herein are the property of their respective owners. Copyright © 2025 MetaMetrics, Inc. All rights reserved.

[MAP Growth Reports](#) > Carney-Nadeau Public Schools

Single-Term Achievement

Growth And Achievement

Term Rostered

Winter 2024-2025

Term Tested

Spring 2023-2024

Course

Reading

Update

Filters (0)

Apply Filters

Carney-Nadeau Public Schools

District Profile

Achievement Overview

Carney-Nadeau Public Schools | Reading

Grade Achievement Spring 2023-2024 Median and Distribution

Grade	Achievement Spring 2023-2024 Median and Distribution	Number of Students
All Grades	<div style="display: flex; justify-content: space-between; align-items: center;"> <div style="border: 1px solid orange; border-radius: 15px; padding: 2px 10px; background-color: #f4a460;">38th</div> <div style="width: 100%; height: 20px; position: relative;"> <div style="background-color: #c00000; width: 29%;"></div> <div style="background-color: #f4a460; width: 23%;"></div> <div style="background-color: #f4d03f; width: 28%;"></div> <div style="background-color: #27ae60; width: 14%;"></div> <div style="background-color: #2980b9; width: 6%;"></div> </div> </div>	186

Percentiles Key ● 1st - 20th ● 21st - 40th ● 41st - 60th ● 61st - 80th ● >80th

Rostered Winter 2024-2025
Tested Spring 2023-2024

[More information about this chart](#) ▾

District Profile

Achievement by Grade

Carney-Nadeau Public Schools | Reading

Grade ↑	Achievement Spring 2023-2024 2024 Median and Distribution	Sort by -- select an option --	Average RIT	Number of Students
K	<p>16th</p>		141	1
Grade 1	<p>43rd</p>		152	13
Grade 2	<p>15th</p>		159	16
Grade 3	<p>43rd</p>		181	12
Grade 4	<p>27th</p>		189	18
Grade 5	<p>32nd</p>		195	11
Grade 6	<p>25th</p>		198	25

Grade ↑	Achievement Spring 2023-2024 Median and Distribution	Sort by -- select an option --	Average RIT	Number of Students
Grade 7			206	15
Grade 8			215	18
Grade 9			217	13
Grade 10			220	17
Grade 11			218	17
Grade 12			236	10

Percentiles Key ● 1st - 20th ● 21st - 40th ● 41st - 60th ● 61st - 80th ● >80th

[More information about this chart](#) ▼

Rostered Winter 2024-2025
Tested Spring 2023-2024

Lexile® and Quantile® are trademarks of MetaMetrics, Inc., and are registered in the United States and abroad. The trademarks and names of other companies and products mentioned herein are the property of their respective owners. Copyright © 2025 MetaMetrics, Inc. All rights reserved.